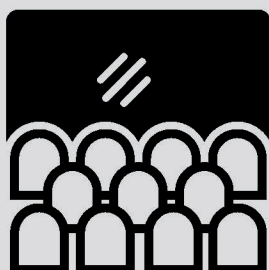


IS YOUR SCREENING SENSORY FRIENDLY?

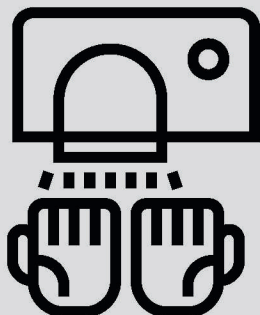
These are the necessary adjustments for your autism friendly cinema screening...



1

SCREEN ADJUSTMENTS

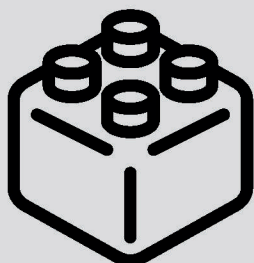
- Sound level 4.5 or less
- House lights on low
- No pre-feature trailers and adverts
- Film ready to start on time



2

IN OTHER AREAS


- Clear signage and staff available to advise and guide guests
- Hand-dryers turned off in the toilets and paper towels provided



3

GUESTS CAN...

- Move and sit where they like
- Take their own food into the screen
- Take electronic devices and other aids and toys



4

STAFF SHOULD...

- Welcome guests
- Provide warnings of any sudden changes in lighting, sound or scenes that could cause distress
- Check all adjustments are in place once the film has started
- Check back regularly

ADVICE FROM DIMENSIONS, UK CINEMA ASSOCIATION
& FILM AUDIENCE NETWORK

